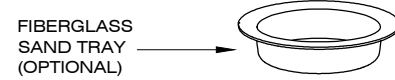
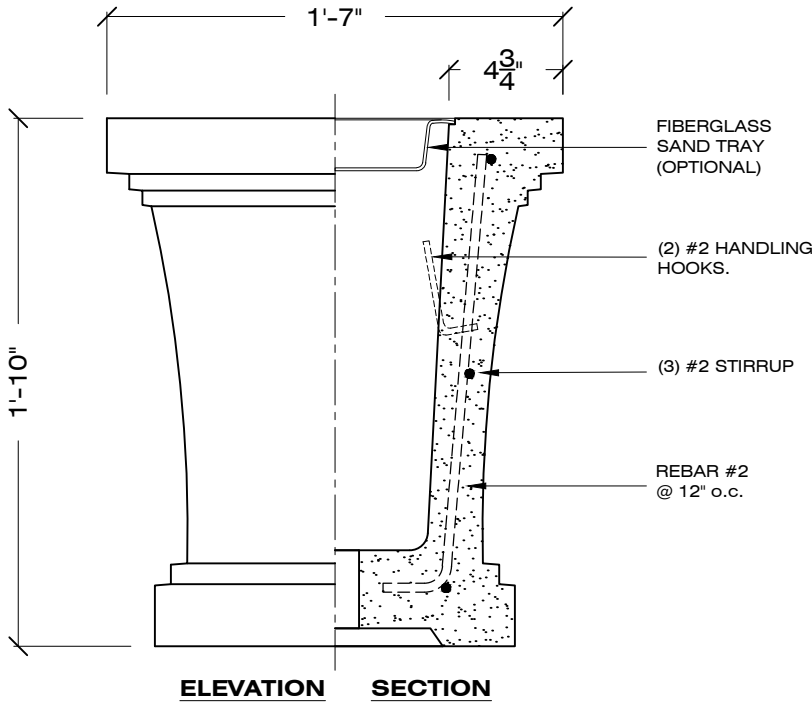


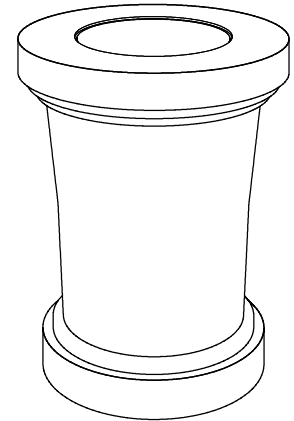
**PLAN VIEW**



FIBERGLASS SAND TRAY (OPTIONAL)



**ELEVATION SECTION**



**EXPLODED VIEW**

1-1/2" = 1' - 0

ORDER CODE: **S - AU-WE - S-1 - LSB - AU / ST - GRAY**

MODEL No. FINISH SAND TRAY COLOR  
 PRECAST CONCRETE COLOR SAND TRAY OPTION

**SPECIFICATIONS :**

**MATERIAL :** PRECAST CONCRETE

**REBAR :** #2 BAR

**WEIGHT :** 225 LBS

**DIMENSIONS :** 19" Ø X 22" HEIGHT

**COLOR :**  S-1  S-2  S-3  S-4  S-5  S-6  S-7  S-8  S-9  
 S-10  S-11  S-12  S-13  S-14  S-15  S-16  S-17  S-18

**SAND TRAY COLOR :** BLK / BRN / GRAY / WHITE

**FINISH :** SK / AE / LSB / MSB

**APPROVED BY :** \_\_\_\_\_

SK: SMOOTH / AE: ACID ETCH / LSB: LIGHT SANDBLAST / MSB: MEDIUM SANDBLAST

CONTACT: CORPORATE / ADMINISTRATIVE: 650 965 7100

**www.duraartstone.com**