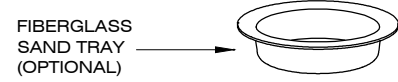
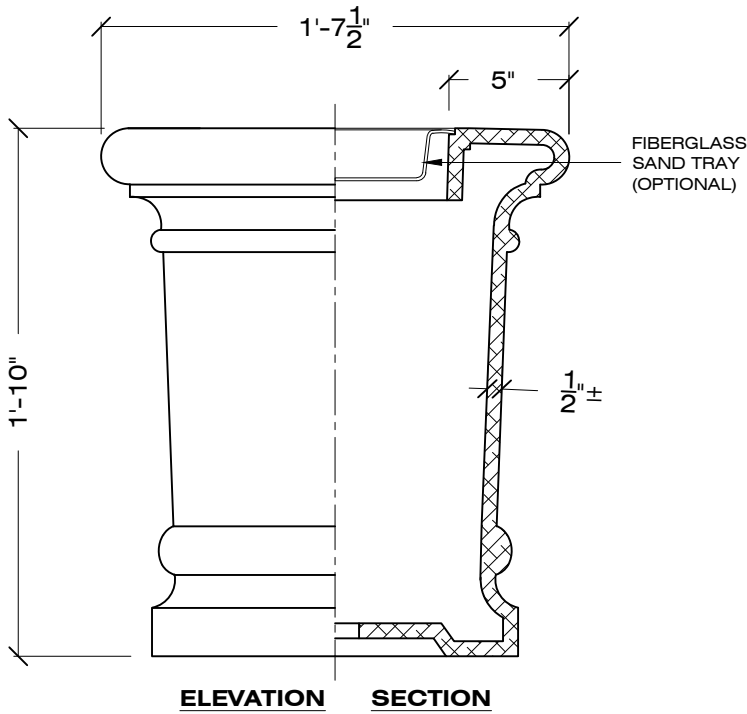



**PLAN VIEW**



FIBERGLASS SAND TRAY (OPTIONAL)



**ELEVATION SECTION**



**EXPLODED VIEW**

1-1/2" = 1' - 0

ORDER CODE: **W - AU-GA - S-1 - LSB - AU / ST - GRAY**

MODEL No.                      FINISH                      SAND TRAY COLOR  
 GLASCRETE                      COLOR                      SAND TRAY OPTION

**SPECIFICATIONS :**

**MATERIAL :** GLASCRETE

**WEIGHT :** 90 LBS

**DIMENSIONS :** 19-1/2" Ø X 22" HEIGHT

**COLOR :**  S-1  S-2  S-3  S-4  S-5  S-6  S-7  S-8  S-9  
 S-10  S-11  S-12  S-13  S-14  S-15  S-16  S-17  S-18

**SAND TRAY COLOR :** BLK / BRN / GRAY / WHITE

**FINISH :** / LSB /

**APPROVED BY :** \_\_\_\_\_

LSB: LIGHT SANDBLAST

CONTACT: CORPORATE / ADMINISTRATIVE: 650 965 7100

**www.duraartstone.com**

SPECIFICATION © DURAARTSTONE